



Major Plan
The simple truth.

Create your profile

Student Assistance Program


UQTR




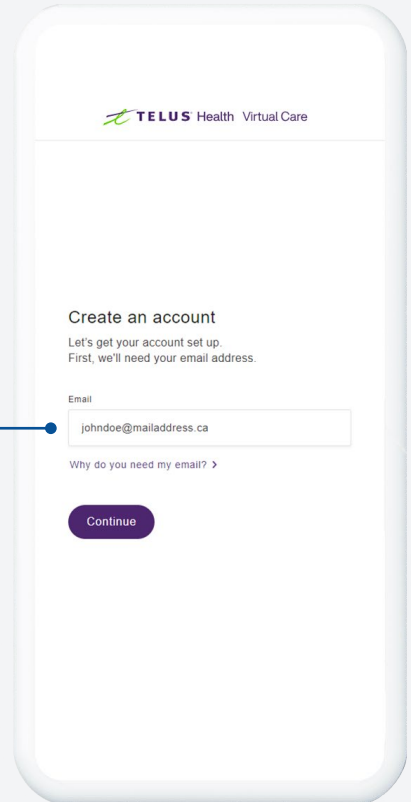
Université du Québec
à Trois-Rivières

Step 1

Go to the web portal → virtualcare.telushealth.com/ or download the mobile app ↓

 Download for Android

 Download for IOS



TELUS Health Virtual Care

Create an account
Let's get your account set up.
First, we'll need your email address.

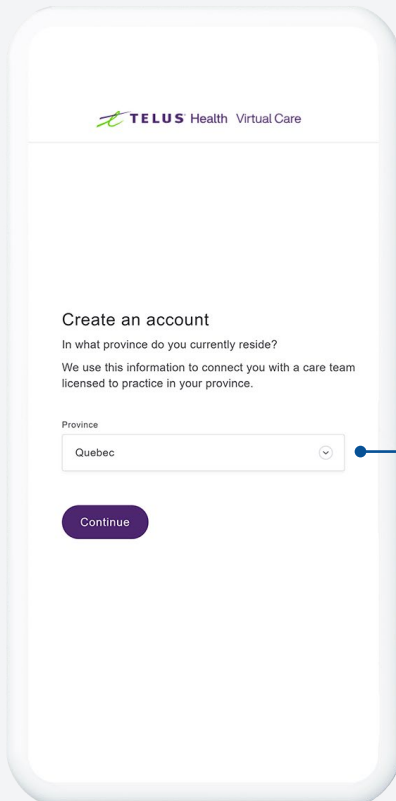
Email
johndoe@mailaddress.ca

Why do you need my email? >

Continue

Step 2

Enter your e-mail address



TELUS Health Virtual Care

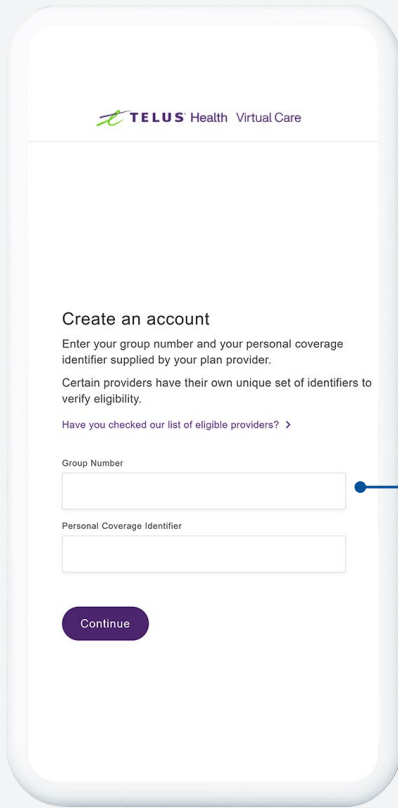
Create an account
In what province do you currently reside?
We use this information to connect you with a care team
licensed to practice in your province.

Province
Quebec

Continue

Step 3

Enter your province of residence



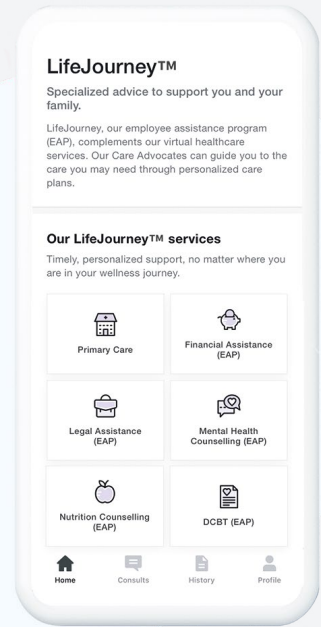
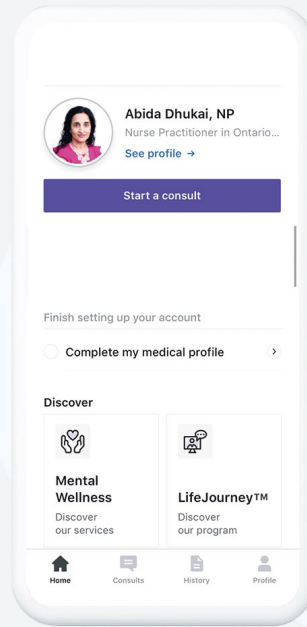
Step 4

Enter group number **22396** and the personal coverage identifier corresponding to your **permanent code**.

You will then receive a link in your e-mail inbox to finalize your profile with your personal information.

Your registration is now complete!

Start a consultation at any time.



Don't hesitate to contact the Major Plan team if you need assistance or have any other questions.



Major Plan
The simple truth.

planmajor.ca/en/sap-uqtr

1 877-976-2567

student@majorplan.ca